

Vehicle Survey Guideline Document

Model Information & Door Dimensions



GENERAL INFORMATION

Date (dd/mm/yyyy) :

Company :

Number of model submitted :

MODEL INFORMATION

Manufacturer			
Model			
Year			

# of vehicle in the fleet		Articulated	<input type="checkbox"/> Yes	<input type="checkbox"/> No
# of vehicle to equip		# of door		
Vehicle surveyed number		Unit of measure :	<input type="checkbox"/> CM	<input type="checkbox"/> IN

DOOR DIMENSIONS


Mandatory

	Height	Width
Front		
Middle		
Rear		



DETAILED DOOR DIMENSIONS

Optional



	1	2	3	4	5
Front					
Middle					
Rear					

MODEL INFORMATION

Manufacturer			
Model			
Year			

# of vehicle in the fleet		Articulated	<input type="checkbox"/> Yes	<input type="checkbox"/> No
# of vehicle to equip		# of door		
Vehicle surveyed number		Unit of measure :	<input type="checkbox"/> CM	<input type="checkbox"/> IN

DOOR DIMENSIONS


Mandatory

	Height	Width
Front		
Middle		
Rear		



DETAILED DOOR DIMENSIONS

Optional



	1	2	3	4	5
Front					
Middle					
Rear					

MODEL INFORMATION

Manufacturer			
Model			
Year			

# of vehicle in the fleet		Articulated	<input type="checkbox"/> Yes	<input type="checkbox"/> No
# of vehicle to equip		# of door		
Vehicle surveyed number		Unit of measure :	<input type="checkbox"/> CM	<input type="checkbox"/> IN

DOOR DIMENSIONS


Mandatory

	Height	Width
Front		
Middle		
Rear		



DETAILED DOOR DIMENSIONS

Optional



	1	2	3	4	5
Front					
Middle					
Rear					

MODEL INFORMATION

Manufacturer	
Model	
Year	

# of vehicle in the fleet		Articulated	<input type="checkbox"/> Yes	<input type="checkbox"/> No
# of vehicle to equip		# of door		
Vehicle surveyed number		Unit of measure :	<input type="checkbox"/> CM	<input type="checkbox"/> IN

DOOR DIMENSIONS


Mandatory

	Height	Width
Front		
Middle		
Rear		



DETAILED DOOR DIMENSIONS

Optional



	1	2	3	4	5
Front					
Middle					
Rear					

MODEL INFORMATION

Manufacturer	
Model	
Year	

# of vehicle in the fleet		Articulated	<input type="checkbox"/> Yes	<input type="checkbox"/> No
# of vehicle to equip		# of door		
Vehicle surveyed number		Unit of measure :	<input type="checkbox"/> CM	<input type="checkbox"/> IN

DOOR DIMENSIONS


Mandatory

	Height	Width
Front		
Middle		
Rear		



DETAILED DOOR DIMENSIONS

Optional



	1	2	3	4	5
Front					
Middle					
Rear					